

Doghouse Plans

Your dog will be healthier and happier if you allow it to live in your home.

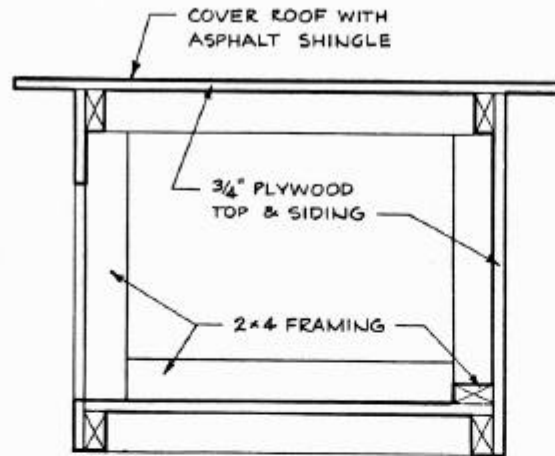
But if the winters in your area are not too severe, and your dog has been accustomed to the outdoors, it can be kept outdoors for part of the day in a properly constructed doghouse like the one shown here.

The measurements are based on the size of the dog, and the inside wall helps block the wind. You may wish to add a cloth or canvas drape for a door. Also, make sure the door does not face the direction from which the wind usually blows. The floor can be covered with cedar chips for comfort and a clean smell.

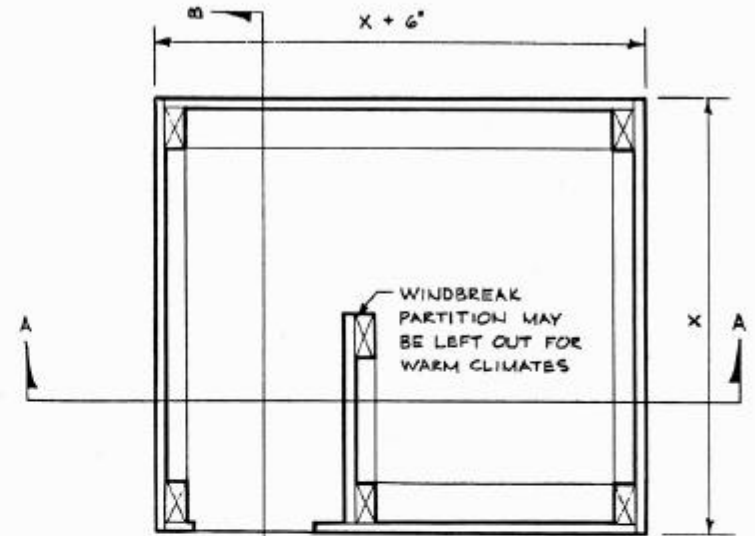
Always keep the doghouse clean and free from parasites. Give your dog the proper amounts of nourishing food, and make sure its water does not freeze over in the cold.

And remember that the outdoor dog needs as much companionship as the indoor pet. To keep your outdoor dog healthy and happy and to prevent continuous barking and other signs of boredom, give it lots of love and attention.

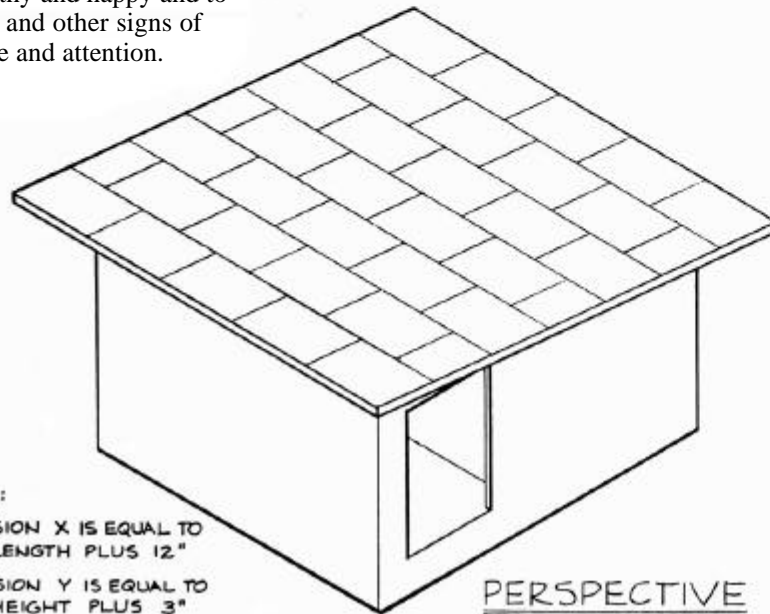
Prepared by Asheville Humane Society,
1Lee's Creek Road,
Asheville, NC 28806
(828) 236-3885
Originally printed in
KIND Magazine.



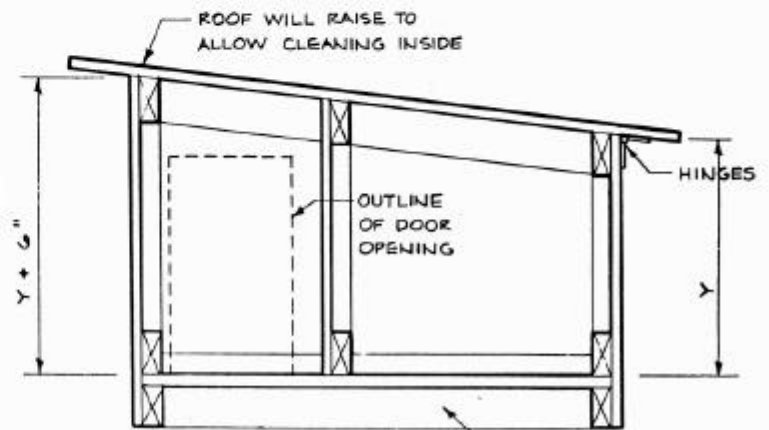
SECTION B-B



FLOOR PLAN



PERSPECTIVE



SECTION A-A

NOTE:

DIMENSION X IS EQUAL TO
DOG'S LENGTH PLUS 12"
DIMENSION Y IS EQUAL TO
DOG'S HEIGHT PLUS 3"

DESIGN BY:
WILLIAM R. MEADE, III